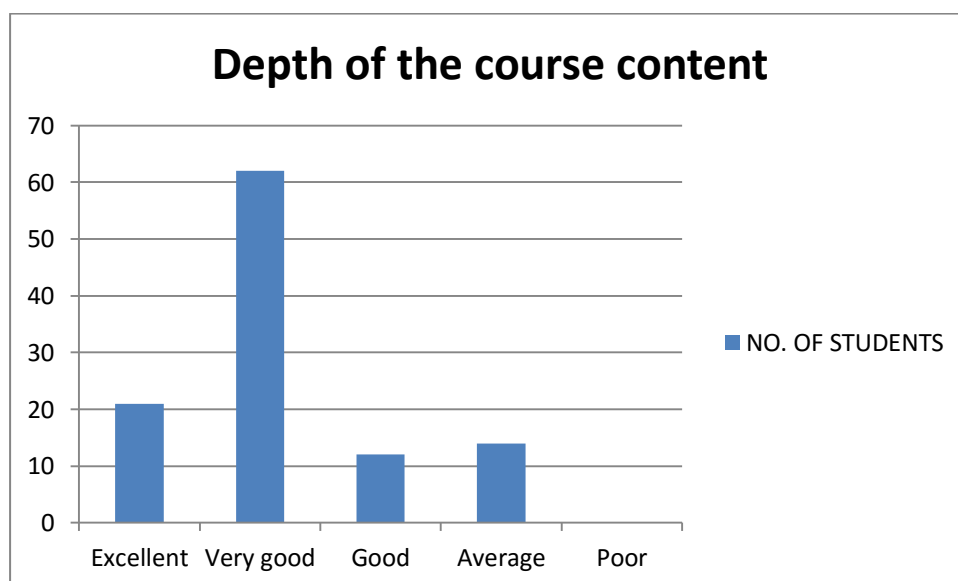


## STUDENTS FEEDBACK ON CURRICULUM FOR 2021-22

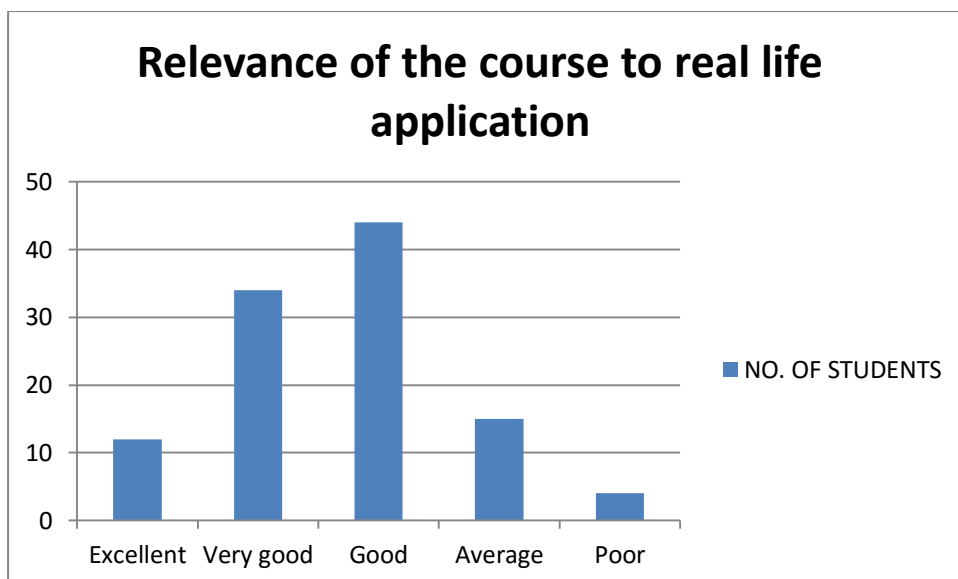
### Depth of the course content

PARTICULARS	NO. OF STUDENTS	PERCENTAGE
Excellent	21	19.27
Very good	62	56.89
Good	12	11.00
Average	14	12.84
Poor	0	0
<b>Total</b>	<b>109</b>	<b>100</b>



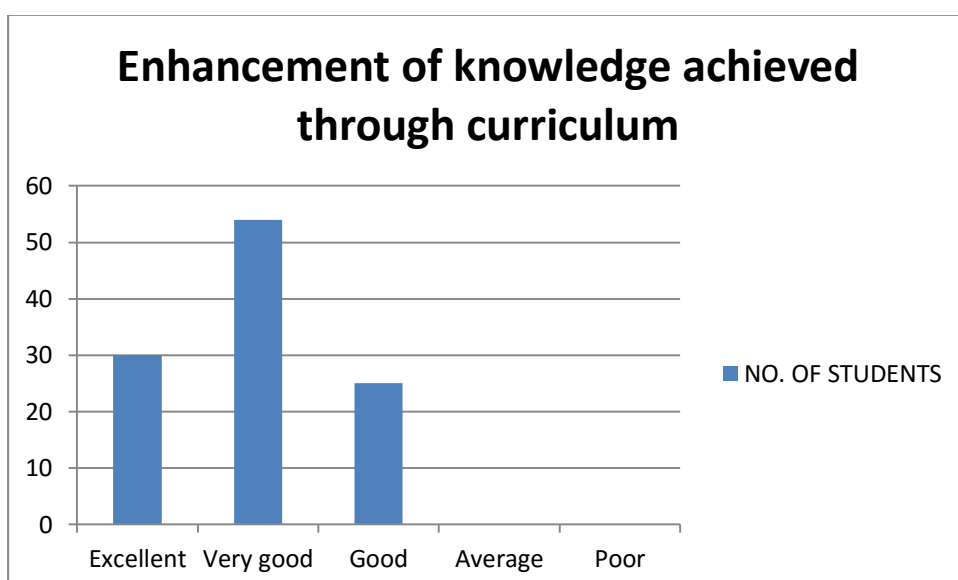
### Relevance of the course to real life applications

PARTICULARS	NO. OF STUDENTS	PERCENTAGE
Excellent	12	11.0
Very good	34	31.19
Good	44	40.37
Average	15	13.77
Poor	4	3.67
<b>Total</b>	<b>109</b>	<b>100</b>



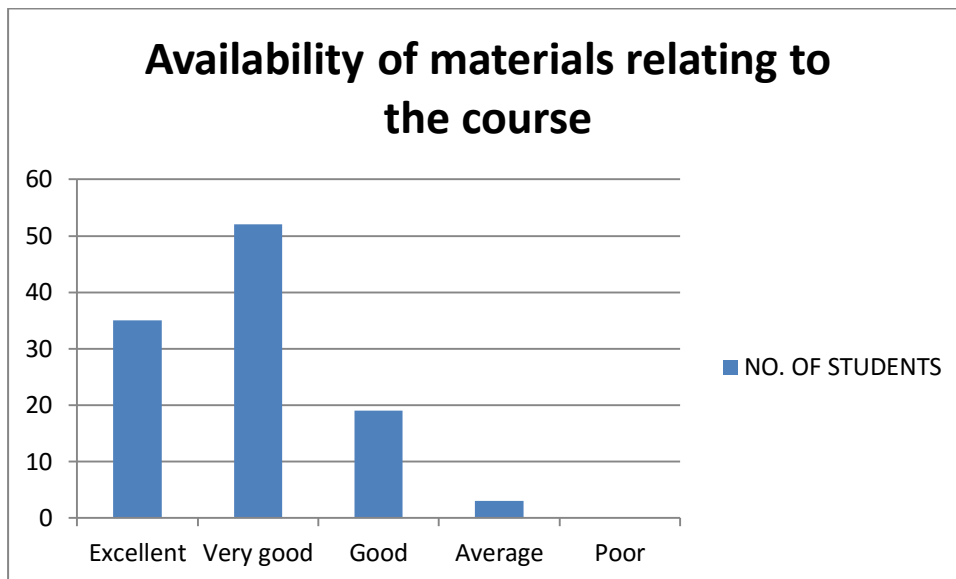
### Enhancement of knowledge achieved through curriculum

PARTICULARS	NO. OF STUDENTS	PERCENTAGE
Excellent	30	27.52
Very good	54	49.54
Good	25	22.94
Average	0	0
Poor	0	0
<b>Total</b>	<b>109</b>	<b>100</b>



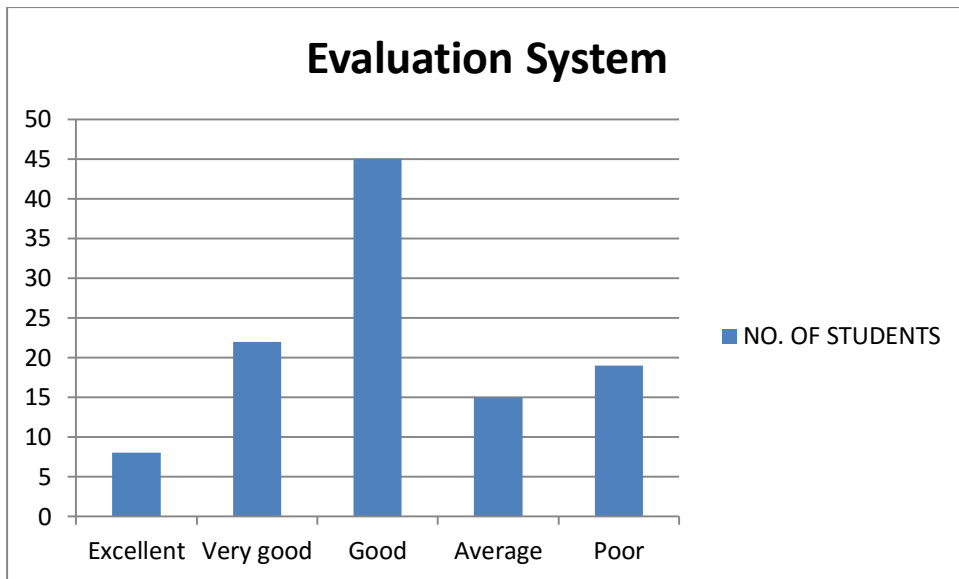
### Availability of materials relating to the course

PARTICULARS	NO. OF STUDENTS	PERCENTAGE
Excellent	35	32.11
Very good	52	47.71
Good	19	17.43
Average	3	2.75
Poor	0	0
<b>Total</b>	<b>109</b>	<b>100</b>



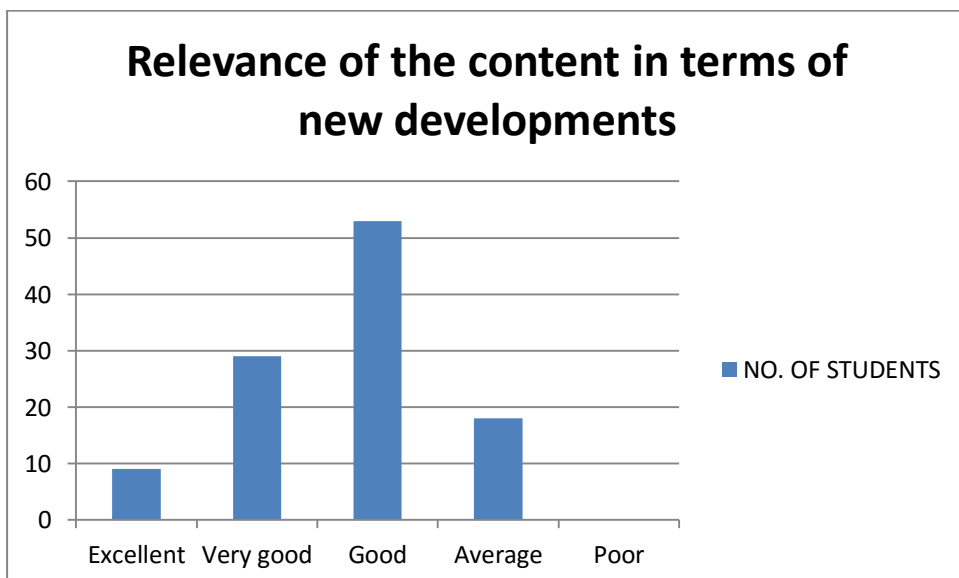
### Evaluation system

PARTICULARS	NO. OF STUDENTS	PERCENTAGE
Excellent	8	7.34
Very good	22	20.18
Good	45	41.28
Average	15	13.76
Poor	19	17.44
<b>Total</b>	<b>109</b>	<b>100</b>



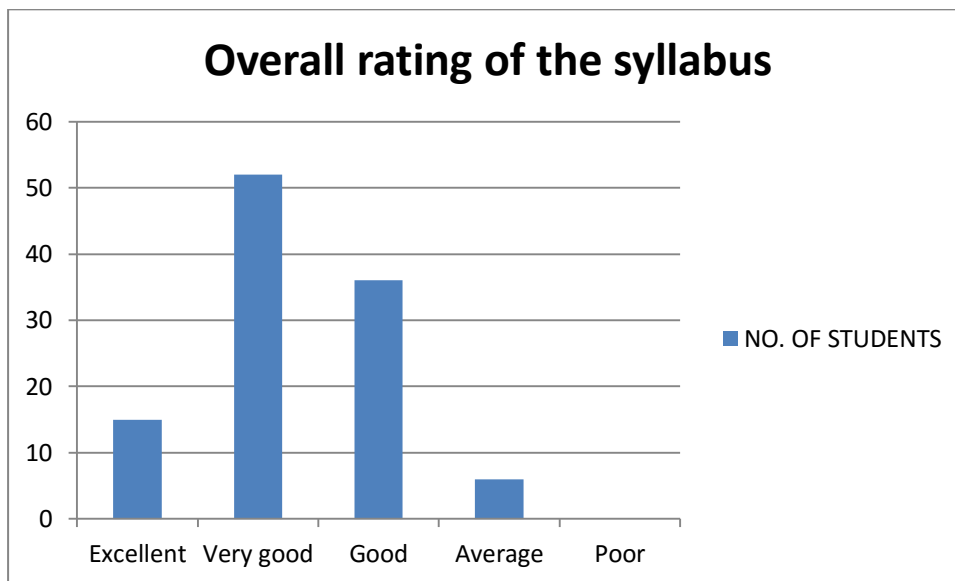
### Relevance of the content in terms of new developments

PARTICULARS	NO. OF STUDENTS	PERCENTAGE
Excellent	9	8.26
Very good	29	26.61
Good	53	48.62
Average	18	16.51
Poor	0	0
<b>Total</b>	<b>109</b>	<b>100</b>



## Overall rating of the syllabus

PARTICULARS	NO. OF STUDENTS	PERCENTAGE
Excellent	15	13.76
Very good	52	47.71
Good	36	33.03
Average	6	5.50
Poor	0	0
<b>Total</b>	<b>109</b>	<b>100</b>



  
*Director*  
Poornaprajna Institute of Management  
UDUPI - 576 101